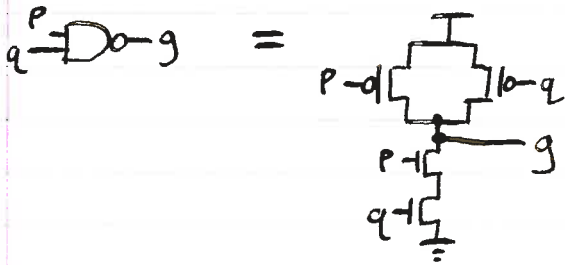
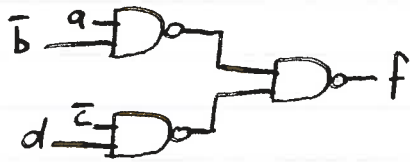


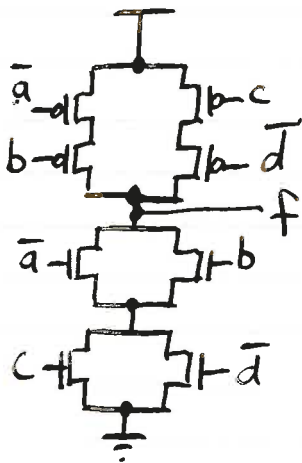
Robert Dick, Fall '08 midterm, EECS 303

1) $f = a\bar{b} + \bar{c}d = \overline{\overline{a\bar{b} + \bar{c}d}} = \overline{\overline{a\bar{b}} \cdot \overline{\bar{c}d}}$



First, consider pull-up network.
 1 iff $\overline{a\bar{b} + \bar{c}d}$. Inverted control for pull-up.
 $\overline{a\bar{b} + \bar{c}d}$

Pull-down $\overline{\overline{a\bar{b} + \bar{c}d}}$
 $\overline{\overline{a\bar{b}} \cdot \overline{\bar{c}d}}$
 $(\bar{a} + b)(c + \bar{d})$



$$2) \quad \begin{aligned} f &= \sum (0, 1, 5, 6) + dc(3, 4) \\ \bar{f} &= \sum (2, 7) + dc(3, 4) \end{aligned}$$

$$\begin{array}{r} 010 \\ 111 \\ 011 \\ 100 \end{array} \quad \begin{array}{l} \Sigma_1 \\ \Sigma_2 \\ \Sigma_3 \end{array} \quad \begin{array}{r} 010\checkmark \\ 100 \\ 011\checkmark \\ 111\checkmark \end{array} \quad \begin{array}{r} 01X \\ X11 \end{array}$$

$$\begin{array}{r} 010 \\ 111 \end{array} \quad 100 \quad \begin{array}{c} \textcircled{01X} \\ \textcircled{1} \end{array} \quad \begin{array}{c} \textcircled{X11} \\ \textcircled{1} \end{array}$$

$$\bar{f} = \bar{a}b + bc$$

$$f = \overline{\bar{a}b + bc}$$

$$f = \overline{\bar{a}b} \cdot \overline{bc}$$

$$f = (a + \bar{b})(\bar{b} + \bar{c})$$

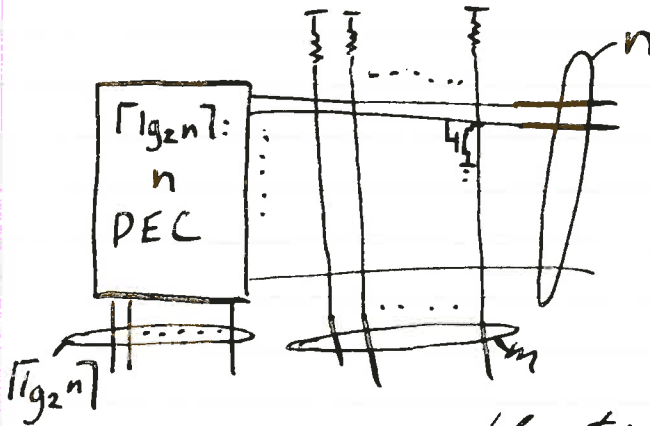
- 3) The second phase of the Quine-McCluskey method is Unate covering. The DAG-based technology mapping problem is Binate covering. Although both are NP-complete, Binate covering problem instances tend to be harder to solve in practice.
- 4) In some cases further expansion of a cube is not possible without first reducing the cube.
- 5) Programming would be slower or require higher voltage because tunneling would be reduced.

6)

	a	b	c	d
i	0	1	0	1
j		0	1	1
k			0	1
l	1			1

Only column d need be used.

7)



$m \times n$ floating gate transistors.

Each output of the decoder is a $\lceil \lg_2 n \rceil$ -input AND, or a $\lceil \lg_2 n \rceil$ -input NOR. There are n such outputs. We may use up to $\lceil \lg_2 n \rceil$ inverters to get complemented input literals.

$$\lceil \lg_2 n \rceil \text{ inverters} = \lceil \lg_2 n \rceil \text{ PMOS} + \lceil \lg_2 n \rceil \text{ NMOS}$$

$$n \times \lceil \lg_2 n \rceil \text{-input NORs} = n \cdot \lceil \lg_2 n \rceil \text{ PMOS} + n \lceil \lg_2 n \rceil \text{ NMOS}$$

Result:

$m \times n$ floating gate
 $(n+1) \lceil \lg_2 n \rceil$ each of NMOS and PMOS

It is good if you used minimized decoders. That would further reduce transistor count.